



NSW Government Legal Services Panel

Annual Report FY2016/2017

1st July 2016 – 30th June 2017

December 2017

Contents

1. Aim of the NSW Government Legal Services Panel	3
2. Panel Focus for FY2017/2018	3
3. Executive Summary	4
4. Total Legal Panel Billings	5
5. Legal Panel Billings by Cluster	5
6. Legal Panel Billings by Sub Panel	6
7. Top Ten Firms by Sub Panel – Legal Billings	6
8. Counsel Briefed by Year	9
9. Pro Bono	11
10. Satisfaction Survey	12
11. Legal Panel Billings by Agency	13

1. Aim of the NSW Government Legal Services Panel

The NSW Government Legal Services Panel commenced on 1 July 2016 and is one of the priority initiatives from the Government Procurement Benefits Program to drive value for money and create efficiencies by utilising the combined scale of the NSW Government.

During FY2016/2017 the panel comprised of 44 law firms across 35 distinct areas of law, and during its first 12 months of operation has demonstrated benefits through:

1. Improved Legal Panel Rates
2. Volume Discounts
3. Value Added Services
4. Streamlining of Legal Procurement

2. Panel Focus for FY2017/2018

The NSW Government Legal Services Panel will continue to focus on achieving value for money in the procurement of legal services and the utilisation of value added services.

The panel will introduce a Contract Management Committee with representation from government lawyers and small, medium and large firms. This committee will provide a structured forum in which representatives can provide feedback in relation to the panel.

The panel would like to acknowledge the contributions of panel firms in providing pro bono legal services to the community and would like to see this focus continue during FY2017/2018.

The NSW Government continues to strive to improve the diversity of Counsel briefed under the panel. The panel is currently reviewing the reporting template in relation to equitable briefing for the purpose of improving the visibility of the panel's performance in this area.

The panel would like to acknowledge the continued support of the panel firms in relation to the provisioning of value added services.

3. Executive Summary

- Total legal panel billings during the first year of the panel (FY2016/2017) were \$123.4m.¹
- The majority of billings were associated with the Transport Cluster (\$77.9m), followed by Health (\$8m) and Premier and Cabinet (\$6.9m).
- The sub panels with the highest proportion of billings were Planning, Property and Environmental Law (\$46.1m), followed by Major Transactions (\$28.1m) and Commercial (\$21.6m).
- The top three legal firms in each sub panel based on proportion of panel billings were:
 - **Major Transactions:** Clayton Utz, Ashurst and Minter Ellison
 - **Commercial:** Clayton Utz, Minter Ellison and Henry Davis York
 - **Planning, Property and Environmental:** Ashurst, Henry Davis York and Clayton Utz
 - **Employment, Work Health and Safety:** Henry Davis York, Sparke Helmore and Bartier Perry
 - **Government, Regulatory and Administrative:** Sparke Helmore, Hunt & Hunt and Crown Solicitors Office
 - **Litigation and Enquires:** Henry Davis York, Ashurst and Clayton Utz
- Total panel counsel briefings during FY2016/2017 were \$6.3m, including \$5.1m (81%) of briefings to male counsel and \$1.2m (19%) of briefings to female counsel.
- When comparing the current barristers within NSW² to the FY2016/2017 counsel billings (\$), female senior counsel represented 10% of all senior counsel and 17% of all senior counsel billings (\$). Female junior counsel represented 24% of all junior counsel and 21% of all junior counsel billings (\$).³
- Panel firms provided an average of 31 hours of pro bono services per lawyer, equating to 398,648 hours of pro bono services.
- Satisfaction surveys were conducted during the first year of the panel, resulting in a combined satisfaction score of 81.

¹ All billings referred to within this report are exclusive of GST.

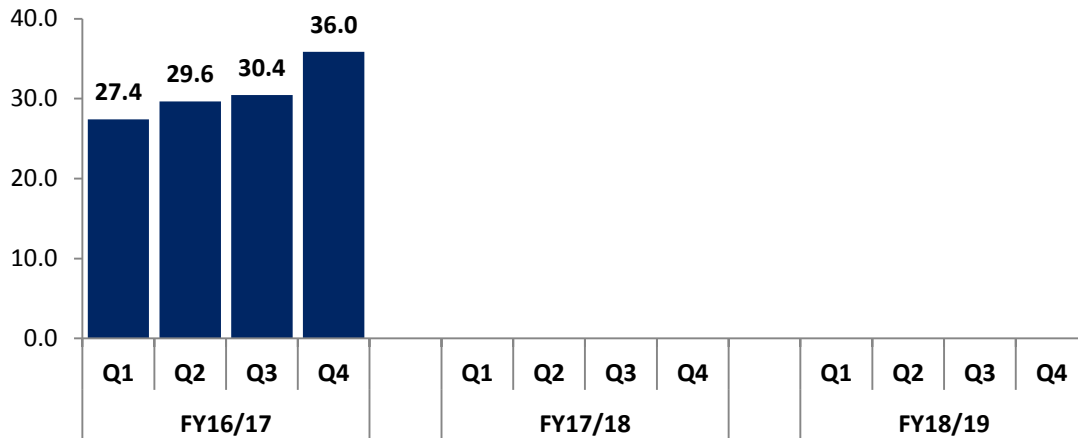
² NSW Bar Association (<https://www.nswbar.asn.au/the-bar-association/statistics>) as at 1 August 2017.

³ Briefing information is based on the information provided by panel firms for indirect briefings and does not represent direct briefing practices of NSW Government Agencies.

4. Total Legal Panel Billings

The total legal panel billings for FY2016/2017 were \$123.4m ex GST. Total billings increased each quarter, with the highest billings (\$36m) occurring in the fourth quarter (Q4).

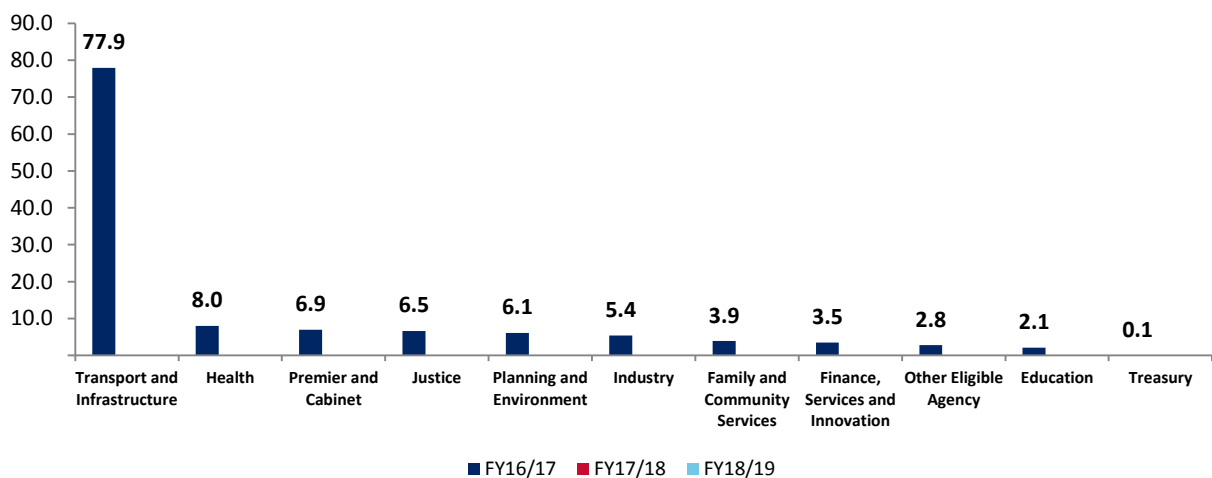
Figure 1: Total Panel Billings (\$m) by Financial Year and Quarter



5. Legal Panel Billings by Cluster

Transport and Infrastructure (\$77.9m) made up the majority of legal panel billings during FY2016/2017, followed by Health (\$8m), Premier and Cabinet (\$6.9m), Justice (including NSW Police) (\$6.5m) and Planning and Environment (\$6.1m).

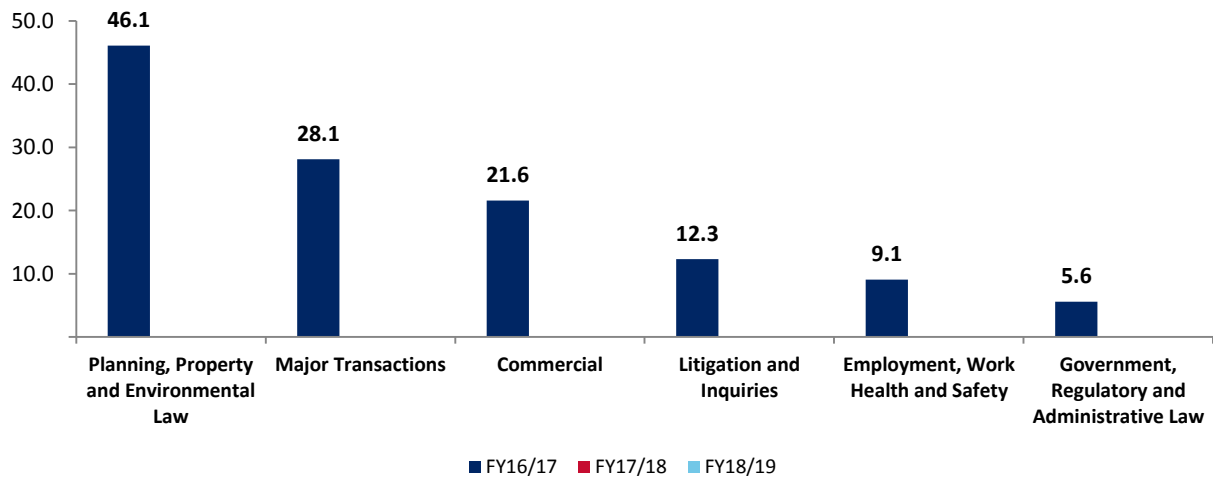
Figure 2: Total Panel Billings (\$m) by Cluster and Financial Year



6. Legal Panel Billings by Sub Panel

During FY2016/2017 Planning, Property and Environmental Law matters represented \$46.1m, followed by Major Transactions (\$28.1m), Commercial (\$21.6m), Litigation and Inquiries (\$12.3m), Employment, Work Health and Safety (\$9.1m) and Government, Regulatory and Administrative Law (\$5.6m).

Figure 3: Total Panel Billings (\$m) by Sub Panel and Financial Year



7. Top Ten Firms by Sub Panel – Legal Billings

7.1. Major Transactions

Table 1: Top Ten Legal Firms based on Total Panel Billings (Sub Panel 1 – Major Transactions)

Rank	Legal Firm
1	Clayton Utz
2	Ashurst Australia
3	Minter Ellison
4	King & Wood Mallesons
5	Herbert Smith Freehills
6	Gilbert + Tobin
7	Allens
8	Maddocks
9	Colin Biggers & Paisley
10	PricewaterhouseCoopers

7.2. Commercial

Table 2: Top Ten Legal Firms based on Total Panel Billings (Sub Panel 2 – Commercial)

Rank	Legal Firm
1	Clayton Utz
2	Minter Ellison
3	Henry Davis York
4	Hicksons
5	Herbert Smith Freehills
6	Maddocks
7	HWL Ebsworth Lawyers
8	Norton Rose Fulbright
9	Thomson Geer
10	Gilbert + Tobin

7.3. Planning, Property and Environmental

Table 3: Top Ten Legal Firms based on Total Panel Billings (Sub Panel 3 – Planning, Property and Environmental)

Rank	Legal Firm
1	Ashurst Australia
2	Henry Davis York
3	Clayton Utz
4	Corrs Chambers Westgarth
5	Hunt & Hunt Lawyers
6	Minter Ellison
7	Herbert Smith Freehills
8	Maddocks
9	Holding Redlich
10	Lindsay Taylor Lawyers

7.4. Employment, Work Health and Safety

Table 4: Top Ten Legal Firms based on Total Panel Billings (Sub Panel 4 – Employment, Work Health and Safety)

Rank	Legal Firm
1	Henry Davis York
2	Sparke Helmore
3	Bartier Perry
4	Lander & Rogers
5	Ashurst Australia
6	Hicksons
7	K & L Gates
8	Clayton Utz
9	Maddocks
10	Workdynamic Australia

7.5. Government, Regulatory and Administrative

Table 5: Top Ten Legal Firms based on Total Panel Billings (Sub Panel 5 – Government, Regulatory and Administrative)

Rank	Legal Firm
1	Sparke Helmore
2	Hunt & Hunt Lawyers
3	Crown Solicitor's Office
4	Smythe Wozniak Lawyers
5	Clayton Utz
6	Henry Davis York
7	Lindsay Taylor Lawyers
8	Hicksons
9	Herbert Smith Freehills
10	Maddocks

7.6. Litigation and Enquiries

Table 6: Top Ten Legal Firms based on Total Panel Billings (Sub Panel 6 – Litigation and Enquiries)

Rank	Legal Firm
1	Henry Davis York
2	Ashurst Australia
3	Clayton Utz
4	Maddocks
5	Sparke Helmore
6	McCabes Lawyers
7	Curwoods Lawyers
8	Hicksons
9	Cashare
10	Makinson d'Apice Lawyers

8. Counsel Briefed by Year

The NSW Government recognises the need for equity in briefing practices. Government agencies are required to consider female barristers and ensure an equitable distribution of work to both male and female barristers.

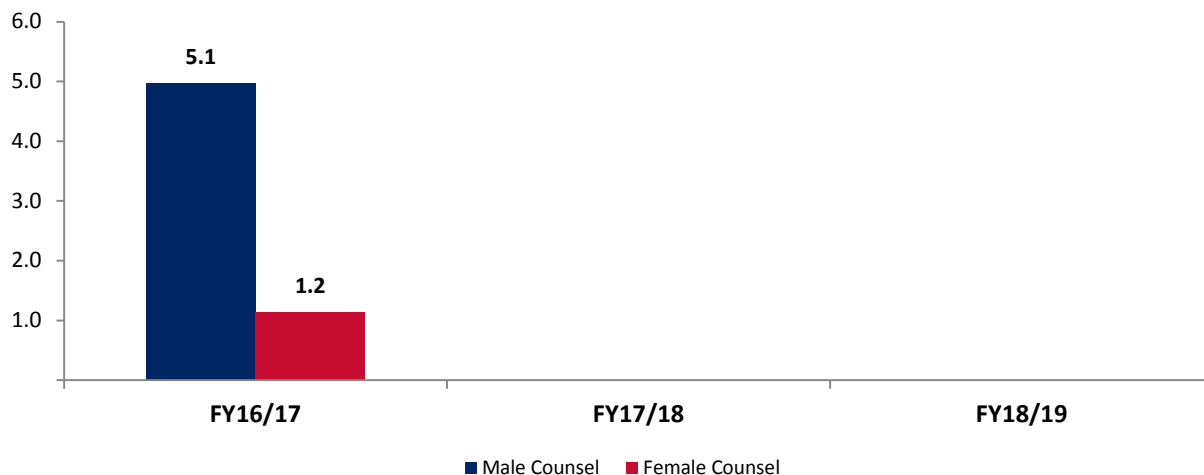
The Equitable Briefing Policy⁴ is designed to promote opportunities for women at the Bar. It is founded on equity principles. Under the policy, when government agencies engage barristers or advocates, they are to take reasonable endeavours to:

- a) Identify female counsel in the relevant practice area
- b) Genuinely consider engaging female counsel
- c) Monitor and review the engagement of female counsel, and
- d) Periodically report on the nature and rate of female counsel engaged.

Total panel counsel briefings during FY2016/2017 were \$6.3m, including \$5.1m (81%) of briefings to male counsel and \$1.2m (19%) of briefings to female counsel.

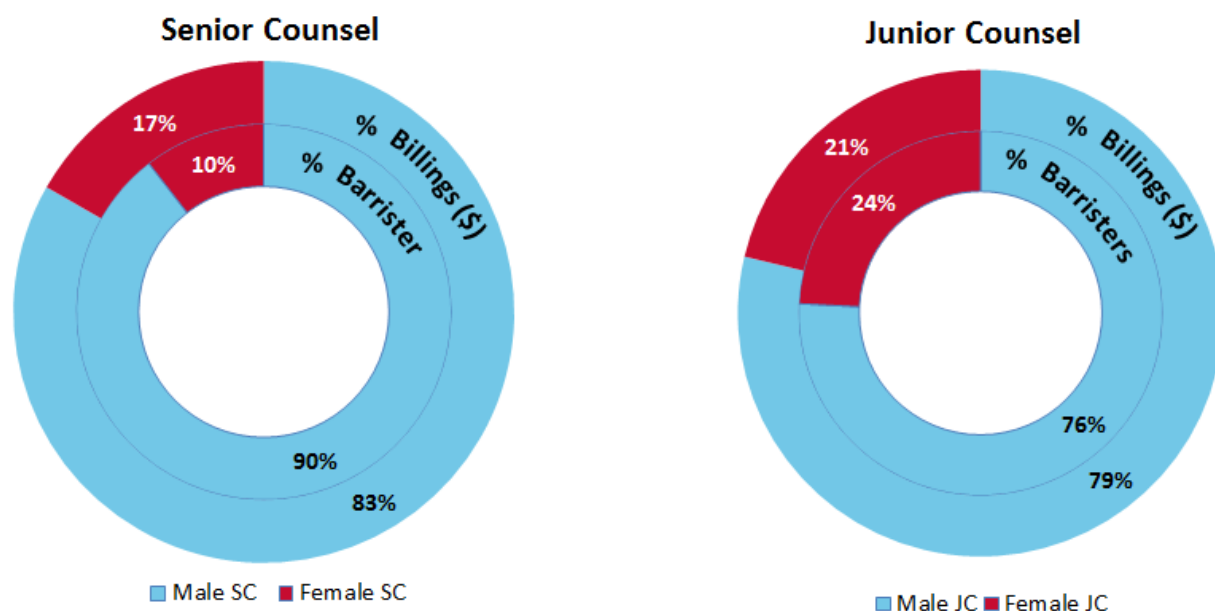
⁴ <http://www.justice.nsw.gov.au/legal-services-coordination/Documents/cabinetapp-ebp.pdf>

Figure 4: Legal Counsel Indirect Briefings (\$m) by Gender and Financial Year



When comparing the current barristers within NSW⁵ to the FY2016/2017 counsel billings (\$), female senior counsel represented 10% of all senior counsel and 17% of all senior counsel billings (\$). Female junior counsel represented 24% of all junior counsel and 21% of all junior counsel billings (\$).⁶

Figure 5: Legal Counsel Indirect Briefings \$ (%) compared to NSW Barristers (%)



⁵ NSW Bar Association (<https://www.nswbar.asn.au/the-bar-association/statistics>) as at 1 August 2017.

⁶ Briefing information is based on the information provided by panel firms for indirect briefings and does not represent direct briefing practices of NSW Government Agencies.

9. Pro Bono

Under the NSW Government Legal Services Panel Deed, mid-size to large-size law firms undertake to use their best endeavours to meet the National Pro Bono Aspirational Target of 35 hours of pro bono work per lawyer per year.

The NSW Government Legal Services Panel is pleased to acknowledge the contribution of panel law firms in providing pro bono legal services within the community. During FY2016/2017 panel firms provided an average of 31 hours of pro bono services per lawyer, equating to 398,648 hours of pro bono services.[^] A total of 29 firms indicated that they were a signatory to the National Pro Bono target, with 18 firms exceeding this target during FY2016/2017.

Table 7: Pro Bono Hours Per Lawyer by Firm and Financial Year

Legal Firm	Pro Bono Hours Per Lawyer FY2016/2017
Salvos Legal [^]	826.8
Craddock Murray Neumann	106.1
Gilbert + Tobin	68.3
DLA Piper Australia	52.4
Clayton Utz	52.3
Allens	48.4
Herbert Smith Freehills	44.1
Ashurst	42.4
Baker McKenzie	41.4
Colin Biggers & Paisley	41.4
Henry Davis York	39.1
Sparke Helmore Lawyers	38.4
King & Wood Mallesons	38.0
Norton Rose Fulbright	38.0
MinterEllison	37.0
Lander & Rogers	36.8
Corrs Chambers Westgarth	36.2
TressCox Lawyers	36.1
Mills Oakley	33.5
Maddocks	31.6
McCullough Robertson	31.5
K&L Gates	31.3
Holding Redlich	25.2
Hunt & Hunt NSW	21.2
McCabes Lawyers	18.8
Workdynamic Australia	17.9
Wotton + Kearney	15.5
Hicksons	15.3

[^] Salvos Legal are excluded from average hours per lawyer, but included in total hours.

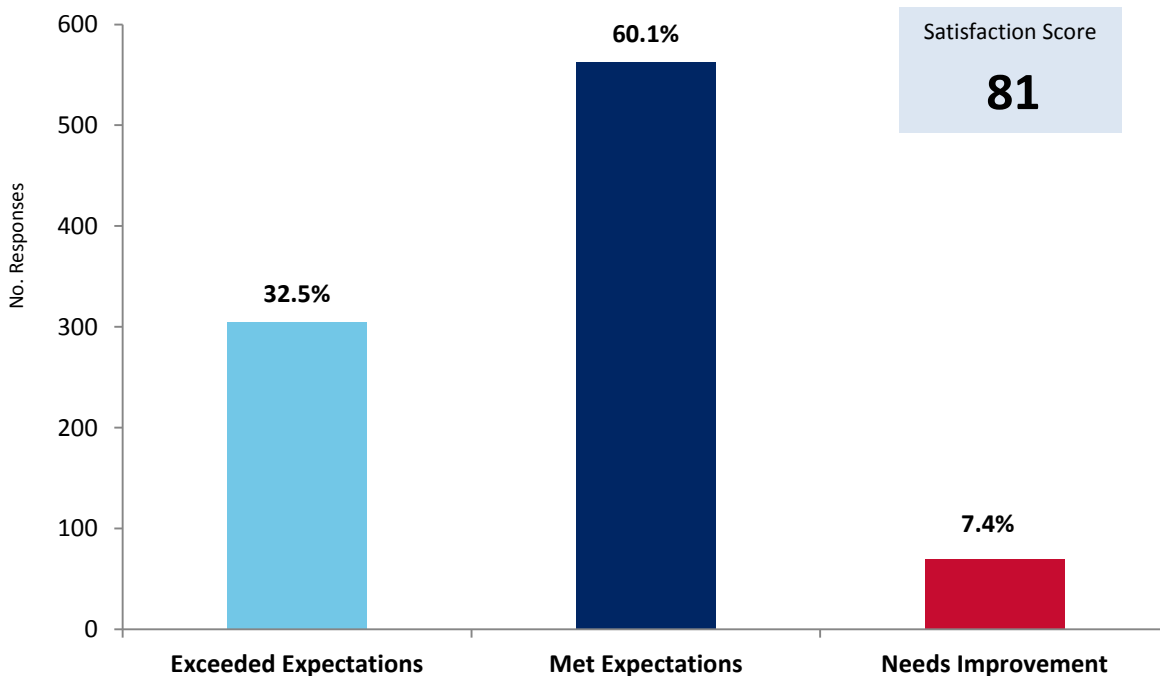
Moray & Agnew	12.1
HWL Ebsworth Lawyers	8.0
Makinson d'Apice Lawyers	7.3
Bartier Perry	7.0
Gillis Delaney	7.0
Curwoods Lawyers	3.3
Gair Legal	3.0
Thomson Geer	2.3

10. Satisfaction Survey

Satisfaction surveys were conducted during the first year of the panel, resulting in a combined satisfaction score of 81.

- 304 responses indicated 37 firms exceeded expectations (32.5%)
- 563 responses indicated 42 firms met expectations (60.1%)
- 69 responses indicated 24 firms needed improvement (7.4%)

Figure 6: Overall Satisfaction Score



11. Legal Panel Billings by Agency

Table 8: Total Panel Billings (\$m) by Agency and Sub Panel

Agency Name	Total Legal Panel Billings FY2016/2017
Transport and Infrastructure	\$77,947,904
<i>Transport and Infrastructure - Transport for NSW</i>	<i>\$39,380,744</i>
Major Transactions	\$15,387,160
Commercial	\$5,027,006
Planning, Property and Environmental Law	\$17,912,928
Employment, Work Health and Safety	\$583,458
Government, Regulatory and Administration Law	\$333,879
Litigation and Inquiries	\$136,312
<i>Transport and Infrastructure - Roads and Maritime Services</i>	<i>\$28,977,783</i>
Major Transactions	\$5,683,355
Commercial	\$1,951,764
Planning, Property and Environmental Law	\$18,394,185
Employment, Work Health and Safety	\$451,399
Government, Regulatory and Administration Law	\$1,978,003
Litigation and Inquiries	\$529,078
<i>Transport and Infrastructure - Sydney Trains</i>	<i>\$7,659,476</i>
Major Transactions	\$1,030,689
Commercial	\$1,828,682
Planning, Property and Environmental Law	\$1,596,475
Employment, Work Health and Safety	\$1,371,621
Government, Regulatory and Administration Law	\$69,560
Litigation and Inquiries	\$1,387,843
Other	\$374,607
<i>Transport and Infrastructure - Rail Corporation New South Wales</i>	<i>\$1,068,282</i>
Commercial	\$181,568
Planning, Property and Environmental Law	\$567,728
Employment, Work Health and Safety	\$111,089
Litigation and Inquiries	\$207,897
<i>Transport and Infrastructure - NSW Trains</i>	<i>\$445,358</i>
Commercial	\$143,502
Planning, Property and Environmental Law	\$3,804
Employment, Work Health and Safety	\$243,785
Government, Regulatory and Administration Law	\$9,000
Litigation and Inquiries	\$45,268
<i>Transport and Infrastructure - State Transit Authority</i>	<i>\$163,660</i>

Commercial	\$29,642
Planning, Property and Environmental Law	\$3,838
Employment, Work Health and Safety	\$33,731
Government, Regulatory and Administration Law	\$12,727
Litigation and Inquiries	\$83,722
Transport and Infrastructure - Department of Transport	\$109,605
Government, Regulatory and Administration Law	\$109,605
Transport and Infrastructure - Port Authority of New South Wales	\$80,138
Commercial	\$23,572
Planning, Property and Environmental Law	\$31,396
Employment, Work Health and Safety	\$25,171
Transport and Infrastructure - Sydney Ferries	\$47,990
Litigation and Inquiries	\$47,990
Transport and Infrastructure - Independent Transport Safety Regulator	\$14,868
Employment, Work Health and Safety	\$10,185
Government, Regulatory and Administration Law	\$4,683
Health	\$8,036,530
Health - Local Health Districts / Specialty Health Networks	\$4,823,534
Major Transactions	\$89,889
Commercial	\$373,573
Planning, Property and Environmental Law	\$15,342
Employment, Work Health and Safety	\$1,441,095
Government, Regulatory and Administration Law	\$6,011
Litigation and Inquiries	\$2,842,914
Other	\$54,712
Health - Ministry of Health	\$931,521
Major Transactions	\$196,031
Commercial	\$599,038
Employment, Work Health and Safety	\$136,451
Health - Ambulance Service - a Unit of HAC	\$855,644
Commercial	\$282,223
Employment, Work Health and Safety	\$573,421
Health - Health Infrastructure - a Unit of HAC	\$711,796
Major Transactions	\$17,916
Commercial	\$342,840
Planning, Property and Environmental Law	\$249,193
Government, Regulatory and Administration Law	\$4,266
Other	\$97,582
Health - HealthShare - a Unit of HAC	\$197,790
Major Transactions	\$184,454
Employment, Work Health and Safety	\$13,336
Health - NSW Health Pathology - a Unit of HAC	\$186,725
Major Transactions	\$65,338

Commercial	\$1,663
Planning, Property and Environmental Law	\$1,341
Employment, Work Health and Safety	\$118,385
Health - Health Administration Corporation	\$160,742
Planning, Property and Environmental Law	\$135,139
Employment, Work Health and Safety	\$25,603
Health - e-Health NSW - a Unit of HAC	\$137,856
Commercial	\$137,856
Health - Mental Health Commission	\$20,660
Commercial	\$20,660
Health - Agency for Clinical Innovation	\$6,768
Commercial	\$6,768
Health - Health Education and Training Institute	\$3,495
Employment, Work Health and Safety	\$3,495
Premier and Cabinet	\$6,866,904
Premier and Cabinet - Barangaroo Delivery Authority	\$2,455,083
Major Transactions	\$1,018,060
Planning, Property and Environmental Law	\$1,423,980
Employment, Work Health and Safety	\$6,768
Government, Regulatory and Administration Law	\$6,276
Premier and Cabinet - Infrastructure NSW	\$1,691,632
Major Transactions	\$1,508,760
Employment, Work Health and Safety	\$153,656
Government, Regulatory and Administration Law	\$29,216
Premier and Cabinet - Independent Commission Against Corruption	\$877,874
Major Transactions	\$52,349
Litigation and Inquiries	\$825,526
Premier and Cabinet - UrbanGrowth NSW Development Corporation	\$730,620
Major Transactions	\$349,880
Commercial	\$7,398
Planning, Property and Environmental Law	\$298,178
Employment, Work Health and Safety	\$40,288
Government, Regulatory and Administration Law	\$5,025
Litigation and Inquiries	\$29,852
Premier and Cabinet - Ombudsman's Office	\$709,980
Litigation and Inquiries	\$709,980
Premier and Cabinet - Independent Pricing and Regulatory Tribunal	\$356,187
Commercial	\$343,488
Planning, Property and Environmental Law	\$12,699
Premier and Cabinet - Public Service Commission	\$20,297
Commercial	\$20,297
Premier and Cabinet - Department of Premier and Cabinet	\$15,585
Major Transactions	\$15,585
Premier and Cabinet - Landcom / Landcom (trading as UrbanGrowth NSW)	\$9,647

Commercial	\$9,647
Justice	\$6,497,642
Justice - NSW Police Force	\$5,546,673
Commercial	\$645,839
Planning, Property and Environmental Law	\$36,371
Employment, Work Health and Safety	\$1,106,064
Government, Regulatory and Administration Law	\$739,745
Litigation and Inquiries	\$3,018,654
Justice - NSW Rural Fire Service	\$704,467
Commercial	\$69,927
Planning, Property and Environmental Law	\$13,503
Employment, Work Health and Safety	\$285,883
Government, Regulatory and Administration Law	\$138,944
Litigation and Inquiries	\$196,210
Justice - Department of Justice	\$170,027
Major Transactions	\$20,127
Commercial	\$144,928
Government, Regulatory and Administration Law	\$4,973
Justice - Fire and Rescue NSW	\$69,052
Commercial	\$23,242
Planning, Property and Environmental Law	\$32,285
Employment, Work Health and Safety	\$13,525
Justice - NSW Trustee and Guardian	\$2,489
Commercial	\$2,489
Justice - Office of the NSW State Emergency Service	\$2,172
Commercial	\$2,172
Justice - NSW State Emergency Service	\$1,320
Government, Regulatory and Administration Law	\$1,320
Justice - New South Wales Crime Commission	\$896
Government, Regulatory and Administration Law	\$896
Justice - Office of the NSW Rural Fire Service	\$546
Commercial	\$546
Planning and Environment	\$6,118,396
Planning and Environment - Department of Planning and Environment	\$2,254,006
Major Transactions	\$45,550
Commercial	\$127,037
Planning, Property and Environmental Law	\$1,355,867
Employment, Work Health and Safety	\$597,828
Government, Regulatory and Administration Law	\$127,208
Litigation and Inquiries	\$104
Other	\$411
Planning and Environment - Environment Protection Authority	\$1,976,210
Commercial	\$1,931,854
Planning, Property and Environmental Law	\$44,356
Planning and Environment - State Library of New South Wales	\$546,919

Planning, Property and Environmental Law	\$527,800
Government, Regulatory and Administration Law	\$19,119
Planning and Environment - Sydney Opera House Trust	\$499,877
Commercial	\$474,339
Planning, Property and Environmental Law	\$6,022
Employment, Work Health and Safety	\$17,013
Government, Regulatory and Administration Law	\$2,505
Planning and Environment - Office of Environment and Heritage	\$477,836
Major Transactions	\$99,725
Commercial	\$144,265
Planning, Property and Environmental Law	\$153,157
Government, Regulatory and Administration Law	\$2,080
Litigation and Inquiries	\$78,609
Planning and Environment - Centennial Park and Moore Park Trust	\$114,165
Major Transactions	\$114,165
Planning and Environment - Western Sydney Parklands Trust	\$78,459
Planning, Property and Environmental Law	\$78,459
Planning and Environment - Zoological Parks Board of New South Wales	\$61,933
Commercial	\$61,933
Planning and Environment - Hunter Development Corporation	\$39,154
Planning, Property and Environmental Law	\$39,154
Planning and Environment - Museum of Applied Arts and Sciences	\$34,876
Employment, Work Health and Safety	\$34,876
Planning and Environment - Library Council of NSW	\$16,598
Major Transactions	\$8,000
Commercial	\$4,700
Planning, Property and Environmental Law	\$3,898
Planning and Environment - Taronga Conservation Society Australia	\$6,859
Employment, Work Health and Safety	\$6,859
Planning and Environment - Sydney Living Museums	\$5,391
Planning, Property and Environmental Law	\$5,391
Planning and Environment - Lord Howe Island Board	\$3,053
Planning, Property and Environmental Law	\$3,053
Planning and Environment - Royal Botanic Gardens and Domain Trust	\$2,758
Major Transactions	\$2,758
Planning and Environment - Historic Houses Trust of NSW	\$302
Planning, Property and Environmental Law	\$302
Industry	\$5,412,862
Industry - Department of Industry	\$4,009,451
Major Transactions	\$210,969
Commercial	\$1,771,699
Planning, Property and Environmental Law	\$321,403
Employment, Work Health and Safety	\$929,178
Government, Regulatory and Administration Law	\$536,392
Litigation and Inquiries	\$238,996

Other	\$814
Industry - Sydney Cricket and Sports Ground Trust	\$521,114
Commercial	\$314,113
Planning, Property and Environmental Law	\$34,627
Employment, Work Health and Safety	\$44,843
Government, Regulatory and Administration Law	\$6,567
Litigation and Inquiries	\$120,963
Industry - Office of Sport	\$343,308
Major Transactions	\$343,308
Industry - NSW Food Authority	\$207,187
Government, Regulatory and Administration Law	\$207,187
Industry - Sydney Olympic Park Authority	\$171,122
Commercial	\$18,711
Planning, Property and Environmental Law	\$152,411
Industry - Venues NSW	\$130,876
Major Transactions	\$14,429
Commercial	\$116,447
Industry - Independent Liquor and Gaming Authority	\$15,187
Planning, Property and Environmental Law	\$15,187
Industry - NSW Rural Assistance Authority	\$6,507
Litigation and Inquiries	\$6,507
Industry - Local Land Services	\$6,108
Planning, Property and Environmental Law	\$3,578
Government, Regulatory and Administration Law	\$2,530
Industry - NSW Institute of Sport	\$2,002
Employment, Work Health and Safety	\$2,002
Family and Community Services	\$3,913,928
Family and Community Services - New South Wales Land and Housing Corporation	\$1,999,716
Major Transactions	\$794,365
Commercial	\$321,392
Planning, Property and Environmental Law	\$428,397
Employment, Work Health and Safety	\$101,342
Government, Regulatory and Administration Law	\$109,083
Litigation and Inquiries	\$245,137
Family and Community Services - Department of Family and Community Services	\$1,910,712
Major Transactions	\$51,445
Commercial	\$495,941
Planning, Property and Environmental Law	\$39,780
Employment, Work Health and Safety	\$138,586
Government, Regulatory and Administration Law	\$180,134
Litigation and Inquiries	\$985,443
Other	\$19,383
Family and Community Services - Multicultural NSW	\$3,500
Commercial	\$3,500
Finance, Services and Innovation	\$3,537,646

DFSI - Dept of Finance, Services and Innovation	\$1,077,045
Major Transactions	\$49,834
Commercial	\$432,476
Planning, Property and Environmental Law	\$204,668
Employment, Work Health and Safety	\$129,019
Government, Regulatory and Administration Law	\$249,186
Litigation and Inquiries	\$11,862
DFSI - Property NSW	\$970,784
Commercial	\$54,106
Planning, Property and Environmental Law	\$896,504
Employment, Work Health and Safety	\$20,174
DFSI - Service NSW	\$340,886
Major Transactions	\$204,584
Commercial	\$104,766
Employment, Work Health and Safety	\$31,536
DFSI - Place Management	\$313,760
Major Transactions	\$107,552
Commercial	\$100,842
Planning, Property and Environmental Law	\$81,391
Litigation and Inquiries	\$23,975
DFSI - NSW Government Teleco Authority	\$224,523
Major Transactions	\$97,322
Commercial	\$127,201
DFSI - Building Professionals Board	\$154,344
Commercial	\$111,057
Government, Regulatory and Administration Law	\$990
Other	\$42,297
DFSI - Fair Trading Administration Corporation	\$137,799
Planning, Property and Environmental Law	\$137,799
DFSI - State Insurance Regulatory Authority	\$116,029
Commercial	\$116,029
DFSI - Mine Subsidence Board	\$112,942
Major Transactions	\$100,992
Planning, Property and Environmental Law	\$11,950
DFSI - Waste Assets Management Corporation	\$61,706
Planning, Property and Environmental Law	\$61,706
DFSI - SafeWork NSW	\$27,830
Commercial	\$27,830
Other eligible agency	\$2,797,718
Other eligible agency - Other eligible agency	\$2,797,718
Major Transactions	\$129,514
Commercial	\$1,232,538
Planning, Property and Environmental Law	\$635,550
Employment, Work Health and Safety	\$166,753
Government, Regulatory and Administration Law	\$228,030

Litigation and Inquiries	\$405,334
Education	\$2,084,617
<i>Education - Department of Education</i>	<i>\$2,084,617</i>
Major Transactions	\$88,579
Commercial	\$1,194,965
Planning, Property and Environmental Law	\$133,664
Employment, Work Health and Safety	\$94,729
Government, Regulatory and Administration Law	\$435,550
Litigation and Inquiries	\$137,130
Treasury	\$140,253
<i>Treasury - Insurance and Care NSW</i>	<i>\$112,422</i>
Major Transactions	\$38,292
Commercial	\$56,163
Employment, Work Health and Safety	\$12,466
Government, Regulatory and Administration Law	\$5,500
<i>Treasury - NSW Self Insurance Corporation (SICorp)</i>	<i>\$20,002</i>
Commercial	\$20,002
<i>Treasury - Lifetime Care and Support Authority of New South Wales</i>	<i>\$7,830</i>
Government, Regulatory and Administration Law	\$7,830
Grand Total	\$123,354,400